

LANDSTONE

Naturally True

NovaBell
CERAMICHE

LANDSTONE

Naturally True



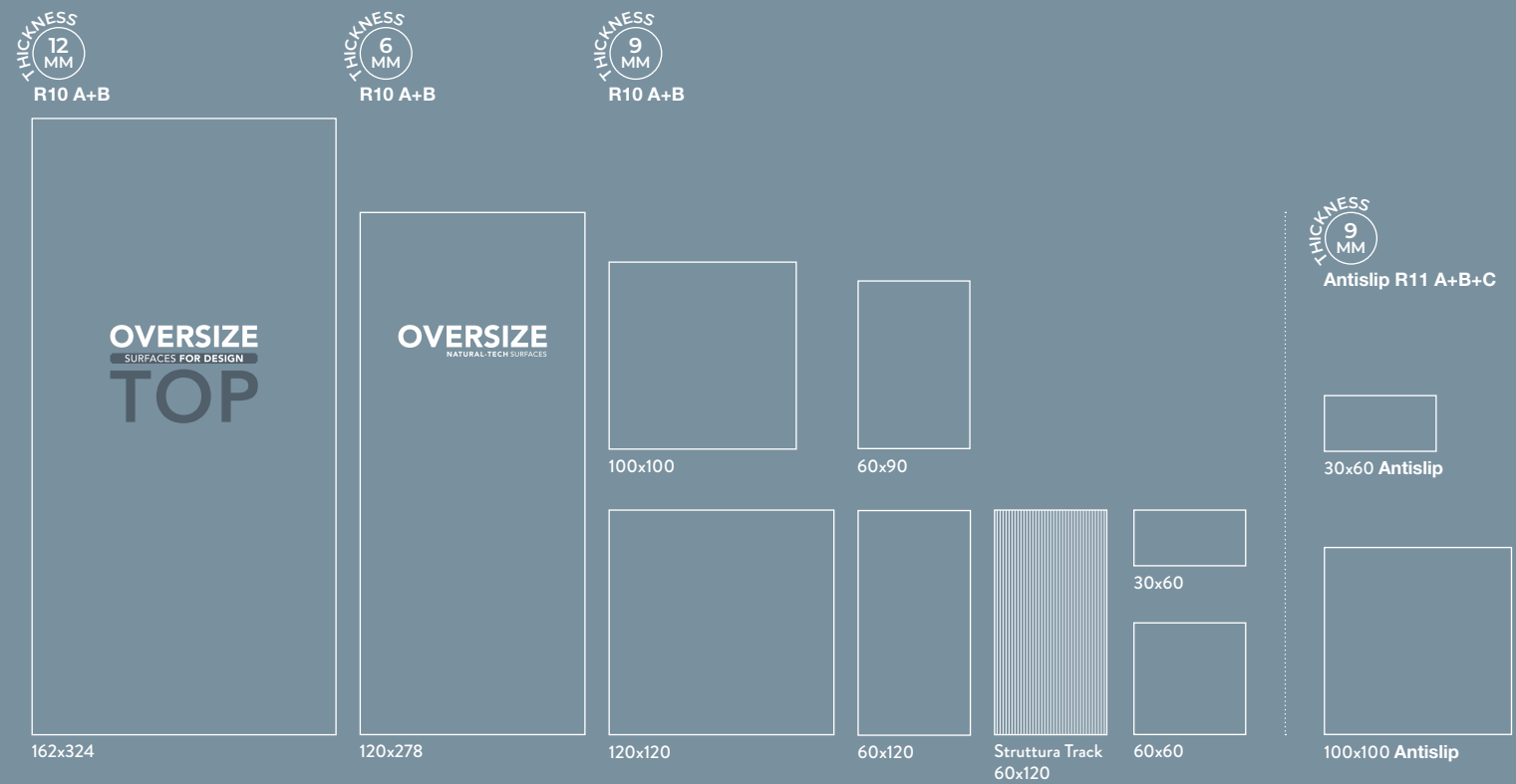
LANDSTONE UNISCE LA DELICATA ESPRESSIVITÀ DEL LIMESTONE CON VENATURE TIPICAMENTE MARMOREE E CON LE STRIATURE BRUNITE CHE CARATTERIZZANO LA PIETRA DI TRANI. A QUESTA INEDITA TRAMA GRAFICA SI INTRECCIA UN ORDITO DI MINUTI DETTAGLI LUCIDI, CHE AUMENTANO LA SENSAZIONE DI PROFONDITÀ DELLA SUPERFICIE CERAMICA.

LANDSTONE COMBINES THE SUBTLE EXPRESSIVE POWER OF LIMESTONE WITH VEIN PATTERNING MORE TYPICAL OF MARBLE AND THE BURNISHED STREAKS FOUND IN TRANI STONE. THIS UNUSUAL PATTERNING INTERSECTS WITH A STRUCTURE OF TINY SHINY DETAILS, WHICH ENHANCES THE CERAMIC SURFACE'S IMPRESSION OF DEPTH.

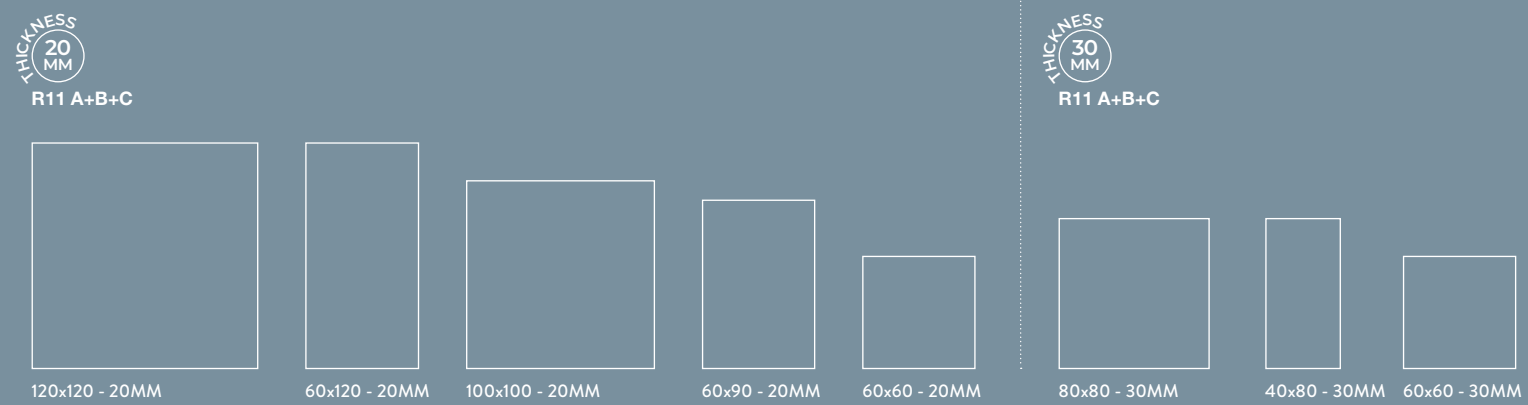
Landstone allie la delicatezza espressiva delle rocce calcaree ai tipici marbrures e strisce bruciate caratteristiche della pietra di Trani. Un intreccio di minuscoli dettagli brillanti percorre questa trama grafica inedita, amplificando così la sensazione di profondità della superficie ceramica.

Landstone vereint die erlesene Expressivität von Kalkstein mit typischen Marmor-Maserungen mit dunklen Äderungen, die charakteristisch für den Naturstein Trani sind. Diese neuartigen grafischen Muster sind verflochten mit einem Gewebe aus glänzenden zarten Details, die die Tiefenwirkung der Keramikfläche verstärken.

SIZE & TECHNOLOGY



OutWalk 20/30



- RAW WHITE 1
- CLAY 2
- TAUPE 3
- EARTH 4
- GRAVEL 5
- CARBON 6







120x120: BIGGER, THINNER AND MORE SUSTAINABLE.

120x120: PIÙ GRANDE, PIÙ SOTTILE E PIÙ SOSTENIBILE.

L'EVOLUZIONE TECNOLOGICA DI NOVABELL CONTINUA CONIUGANDO IN MODO SEMPRE PIÙ ARMONICO RICERCA ESTETICA, PERFORMANCE TECNICHE E SOSTENIBILITÀ. GRAZIE AL NUOVO SISTEMA DI PRESSATURA SENZA STAMPO, LE DIMENSIONI DEL FORMATO MASSIMO SALGONO A 120X120 CM MENTRE LO SPESSORE SI RIDUCE A 9 MM, CON UN SIGNIFICATIVO RISPARMIO DI MATERIA PRIMA E UNA PROPORZIONATA RIDUZIONE DEI TEMPI DI COTTURA. UNO SPESSORE MINORE CONSENTE, INOLTRE, DI TRASPORTARE PIÙ METRI QUADRATI DI MATERIALE A PARITÀ DI CARICO. TUTTO CIÒ SI TRADUCE IN MINORI CONSUMI ENERGETICI E IN MINORI EMISSIONI DI CO₂. RIDURRE LO SPESSORE DELLA LASTRA SIGNIFICA ANCHE, INFINE, CONTENERNE IL PESO, AGEVOLANDONE LA POSA IN CANTIERE.

120x120: LARGER, THINNER, MORE SUSTAINABLE.

NOVABELL'S TECHNOLOGY CONTINUES TO EVOLVE, PERFECTING ITS BLEND OF DESIGN, TECHNICAL CHARACTERISTICS AND SUSTAINABILITY. THE NEW-DIE FREE PRESSING SYSTEM INCREASES THE MAXIMUM SIZE TO 120X120 CM AND REDUCES THE THICKNESS TO 9 MM, WITH SIGNIFICANT SAVINGS IN RAW MATERIAL AND A PROPORTIONAL SHORTENING OF FIRING TIMES. WHAT'S MORE, REDUCED THICKNESS MEANS MORE SQUARE METRES CAN BE TRANSPORTED FOR THE SAME LOAD WEIGHT. ALL THIS RESULTS IN LESS ENERGY USE AND LOWER CO₂ EMISSIONS. THINNER SLABS ALSO WEIGH LESS, FOR EASIER INSTALLATION ON SITE.

120x120 : PLUS GRANDES, PLUS FINES ET PLUS DURABLES.

L'évolution technologique de NovaBell se poursuit en alliant recherche esthétique, performances techniques et durabilité de manière de plus en plus harmonieuse. Grâce au nouveau processus de pressage sans moule, les dimensions du maxi format arrivent à 120x120 cm, tandis que l'épaisseur est réduite à 9 mm, avec une économie considérable de matières premières et une baisse proportionnelle des temps de cuisson. En outre, une épaisseur plus fine permet de transporter plus de mètres carrés de matériau pour un même chargement. Tout cela se traduit en une baisse de consommation d'énergie et d'émissions de CO₂. Réduire l'épaisseur des dalles, c'est aussi en alléger le poids, ce qui conduit à en faciliter la pose.

120x120: GRÖßER, DÜNNER UND NACHHALTIGER

Die technische Weiterentwicklung von NovaBell bringt Designforschung, herausragende funktionale Eigenschaften und Nachhaltigkeit perfekt in Einklang. Durch die neue Presseanlage ohne Formrahmen erhöht sich die maximale Formatgröße auf 120x120 cm, während sich die Dicke auf 9 mm reduziert. Dies führt zu erheblichen Einsparungen von Rohmaterial und einer entsprechenden Verkürzung der Brennzeit. Die geringere Stärke ermöglicht es außerdem, bei gleicher Ladung mehr Quadratmeter Material zu transportieren. Daraus ergibt sich eine Verringerung des Energieverbrauchs und der CO₂-Emissionen. Eine geringere Stärke der Platte bedeutet schließlich auch ein geringeres Gewicht, was die Verlegung auf der Baustelle erleichtert.



Clay 120x120

□ TAUPE / RAW WHITE



STATE-OF-THE-ART
CERAMIC SURFACES FOR
EVERYDAY LIVING SPACES.

SUPERFICI CERAMICHE SOFISTICATE PER
GLI SPAZI DI TUTTI I GIORNI.

DES SURFACES CÉRAMIQUES SOPHISTIQUÉES
POUR DES ESPACES DE VIE AU QUOTIDIEN.

AUSERLESENE KERAMISCHE OBERFLÄCHEN
FÜR TÄGLICH GENUTZTE WOHNBEREICHE.

Wall / Worktop: Struttura Track Raw White 60x120 | Esagona Circle Taupe 30x34 | Taupe 100x100
Floor: Taupe 100x100



IN⁹MM OUT²⁰MM

THICKNESS
20
MM

Taupe 20 MM 100x100

OutWalk²⁰_{MM}

NEW SOLUTIONS FOR FRESH OUTDOOR SPACES.

SICUREZZA E ULTRA-RESISTENZA PER
PROGETTARE TERRAZZI E GIARDINI
IN TOTALE CONTINUITÀ ESTETICA
CON GLI AMBIENTI INTERNI.

SAFETY AND OUTSTANDING
STRENGTH FOR DESIGNING PATIOS
AND GARDENS THAT SEAMLESSLY
MAINTAIN THE LOOK OF THE
INDOOR ROOMS.

Sécurité et résistance extrême pour concevoir des
terrasses et jardins qui s'inscrivent totalement dans la
continuité avec les espaces intérieurs.

Sicherheit und höchste Robustheit für die Planung
von Terrassen und Gärten, die eine vollendete
Fortsetzung der Innenräume darstellen.

□ GRAVEL / CARBON



GEOMETRICAL AND RELIEF
PATTERNS THAT CREATE A
GENUINE STONE TEXTURE.

GEOMETRIE E RILIEVI CHE RIVELANO LA VERA
TEXTURE DELLA PIETRA.

GÉOMÉTRIQUES OU EN RELIEF : LES MOTIFS
RECRÉENT LA TEXTURE AUTHENTIQUE DE LA PIERRE.

GEOMETRISCHE RELIEFMOTIVE, DIE DIE AUTHENTISCHE
TEXTUR DES NATURSTEINS NACHBILDEN.

Wall: Gravel 60x120 | Struttura Track Gravel 60x120 | Struttura Track Carbon 60x120 | Muretto Circle Gravel 30x60
Floor: Gravel 100x100

TRACK RAGGIUNGE UNA PROFONDITÀ VISIVA UNICA: ALLA TRIDIMENSIONALITÀ DATA IN FASE DI PRESSATURA SI AGGIUNGONO SFUMATURE DI COLORE PERFETTAMENTE COERENTI COL CHIAROSCURO GENERATO DAL MOTIVO A RILIEVO.

Track parvient à une profondeur visuelle unique : la tridimensionnalité obtenue lors du processus de pressage est complétée par des nuances de couleur en parfaite cohérence avec le clair-obscur que génère le motif en relief.

TRACK ACHIEVES A UNIQUE VISUAL DEPTH: THE THREE-DIMENSIONAL SURFACE FORMED DURING PRESSING IS COMBINED WITH CLEVER USE OF GRADUATED COLOURS, PERFECTLY MATCHED WITH THE LIGHT-AND-SHADE EFFECT OF THE RELIEF MOTIF.

Track erzielt eine einzigartige Tiefenwirkung: Zu der Dreidimensionalität, die beim Pressen entsteht, kommen Farbabstufungen hinzu, perfekt auf den durch das Reliefmotiv erzeugten Kontrast abgestimmt.





EVOCATIVE INTERPLAY OF LIGHT AND SHADE.

TRACK COMBINA IL MOTIVO A RILIEVO CON GRAFICHE CHE, COLORE PER COLORE, SONO STATE APPOSITAMENTE CALIBRATE.

TRACK COMBINES ITS RELIEF MOTIF WITH PATTERNS CAREFULLY CALIBRATED COLOUR BY COLOUR.

Track associe le motif en relief à des motifs graphiques dont chaque couleur a été spécialement calibrée.

Track kombiniert das Reliefmotiv mit Mustern, die eigens auf jede einzelne Farbe abgestimmt wurden.

Struttura Track Raw White

Struttura Track Clay

Struttura Track Gravel

Struttura Track Carbon

MATERIAL SHAPES.

UN INEDITO EFFETTO PIETRA DALL'AMPIO CORREDO DI MURETTI E DI MOSAICI. IL TAGLIO A IDROGETTO REINVENTA ESAGONA CIRCLE E MURETTO CIRCLE AMMORBIDENDONE GLI SPIGOLI.

AN ORIGINAL STONE EFFECT, WITH A LARGE ASSORTMENT OF BRICKWORK AND MOSAIC TILES. THE WATER-JET CUTTING PROCESS REINVENTS ESAGONA CIRCLE AND MURETTO CIRCLE, SOFTENING THEIR EDGES.


Circle



Esagona Circle 30x34



Muretto Circle 30x60



Mosaico 30x30



Mattoncino 30x60

Un effet pierre inédit assorti d'un large choix de briquettes et de mosaïques. La découpe à hydrojet réinvente Esagona Circle et Muretto Circle, dont elle adoucit les angles.

Eine völlig neuartige Natursteinoptik, umrahmt von Riemchen und Mosaiken. Das Wasserstrahlschneiden ist eine neue Version von Esagona Circle und Muretto Circle mit abgerundeten Kanten.

□ EARTH / CLAY

● NORDIC WOOD
wood look

← RECEPTION

BEAUTY, DURABILITY
AND PERFORMANCE TO
MEET THE NEEDS OF ANY
PUBLIC SPACE.

BELLEZZA, DURATA E PRESTAZIONI PER
QUALSIASI SPAZIO PUBBLICO.

BEAUTÉ, RÉSISTANCE ET PERFORMANCE QUI
SAVENT S'ADAPTER À TOUS LES ESPACES PUBLICS.

SCHÖNHEIT, ROBUSTHEIT UND PERFORMANCE
FÜR ALLE ÖFFENTLICHEN RÄUME.

Wall / Counter: Muretto Circle Clay 30x60 | NORDIC WOOD Bacchette Walnut 60x120 | Earth 100x100 cm | Clay 100x100
Floor: Earth 100x100 cm

NATURAL AFFINITIES OF MATERIALS.



LANDSTONE
stone look

+



NORDIC WOOD
wood look

LANDSTONE AND NORDIC WOOD: A
HARMONY THAT CELEBRATES BEAUTY
AND INSPIRES WARM COMBINATIONS
OF MATERIALS, EXPRESSING A NATURAL
CREATIVITY.

LANDSTONE E NORDIC WOOD: UN'ARMONIA CHE CELEBRA LA BELLEZZA
E SUGGERISCE CALDI ACCOSTAMENTI MATERICI ALL'INSEGNA DI UNA
CREATIVITÀ NATURALE.

LANDSTONE ET NORDIC WOOD : UNE HARMONIE QUI CÉLÈBRE LE BEAU
ET SUGGÈRE DE CHALEUREUSES ASSOCIATIONS DE MATIÈRES INSCRITES
DANS UNE CRÉATIVITÉ NATURELLE.

LANDSTONE UND NORDIC WOOD: EINE HARMONIE, DIE DIE SCHÖNHEIT
FEIERT UND WARME, MATERIALBETONTE KOMBINATIONEN SCHAFFT, DIE
SICH DURCH EINE NATÜRLICHE KREATIVITÄT AUSZEICHNEN.



TRE ANIME IN PERFETTO EQUILIBRIO:
LANDSTONE CONTIENE SUGGERZIONI
GRAFICHE CHE PROVENGONO DAL
LIMESTONE, DALLA PIETRA DI TRANI
E DAL MARMO, AMALGAMATE E
ARMONIZZATE DA UN ACCURATO
LAVORO DI CALIBRATURA ESTETICA.

THREE SPIRITS IN PERFECT
HARMONY: LANDSTONE INCLUDES
GRAPHIC DESIGN INPUTS FROM
LIMESTONE, TRANI STONE AND
MARBLE, TASTEFULLY AND SKILFULLY
COMBINED IN A METICULOUS
CREATIVE PROCESS.



Trois âmes en parfait équilibre : Landstone présente des suggestions graphiques issues du calcaire, de la pierre de Trani et du marbre, amalgamées et mises en harmonie par un minutieux travail de calibrage esthétique.

Drei Seelen in perfektem Einklang: Landstone enthält Musteranmutungen, die vom Kalkstein, vom Naturstein Trani und vom Marmor herrühren, kombiniert und aufeinander abgestimmt durch eine sorgfältige ästhetische Abwägung.

□ CLAY / EARTH



TECHNICALLY FLAWLESS,
AESTHETICALLY REFINED
SURFACES.

SUPERFICI TECNICAMENTE IMPECCABILI E
DALL'ESTETICA RAFFINATA.

L'ESTHÉTIQUE RAFFINÉE DE SURFACES
TECHNIQUEMENT IMPECCABLES.

TECHNISCH PERFEKTE OBERFLÄCHEN VON
AUSERLESENER ÄSTHETIK.

Wall / Counter: Clay 60x120 | Struttura Track Clay 60x120 | Earth 60x120
Floor: Clay100x100



Residential
spaces



Public
spaces


SURFACES NATURALLY IMBUED WITH ELEGANCE.

DETTAGLI MATERICI ISPIRATI A PIETRE APPREZZATE DA PROGETTISTI E INTERIOR DESIGNER RAGGIUNGONO IN LANDSTONE UN EQUILIBRATO MOVIMENTO GRAFICO E CROMATICO. UN LOOK PIETRA CHE NEGLI AMBIENTI COMMERCIALI E NEGLI SPAZI PUBBLICI ESPRIME TUTTO IL POTENZIALE ESTETICO E TECNICO.

IN LANDSTONE, TACTILE DETAILS INSPIRED BY SOME OF ARCHITECTS' AND INTERIOR DESIGNERS' FAVOURITE STONES GENERATE AN EXQUISITE VARIETY OF PATTERNING AND COLOUR. A STONE LOOK THAT EXPRESSES ITS FULL AESTHETIC AND TECHNICAL POTENTIAL IN RETAIL LOCATIONS AND PUBLIC SPACES.

S'inspirant de pierres prisées par les concepteurs et les architectes d'intérieur, les détails de matière de Landstone créent un mouvement graphique et chromatique équilibré. Un aspect pierre qui exprime tout son potentiel esthétique et technique dans les espaces commerciaux et publics.

Materialbetonte, am Stein inspirierte Details, die von Architekten und Innenarchitekten sehr geschätzt werden, erzeugen in Landstone einen harmonischen Muster- und Farbverlauf. Ein Naturstein-Look, dessen gesamtes ästhetisches und technisches Potential sich in Geschäftsräumen und öffentlichen Bereichen entfaltet.



LA NATURALITÀ E IL SENSO DI AUTENTICITÀ
DI LANDSTONE SONO L'ESITO DI
UNA TECNOLOGIA DECORATIVA CHE
FA COINCIDERE GRAFICA AD ALTA
RISOLUZIONE E STRUTTURA SUPERFICIALE.

LANDSTONE'S NATURAL APPEAL AND
AUTHENTICITY ARE ACHIEVED USING A
DECORATIVE TECHNOLOGY THAT MATCHES
HIGH-RESOLUTION PATTERNING AND
SURFACE STRUCTURE.

Le naturel et la sensation d'authenticité de Landstone sont
l'aboutissement d'une technologie décorative qui fait coïncider
graphisme haute résolution et structure de surface.

Die Natürlichkeit und der Sinn für Authentizität von Landstone
sind das Resultat einer dekorativen Technik, die hochauflösende
Grafik mit Oberflächenstrukturen zusammen bringt.

□ RAW WHITE / CARBON



EXTENSIVE AESTHETIC
REALISM, SPECIFIC
PERFORMANCE.


ESTETICA DAL REALISMO DETTAGLIATO,
PERFORMANCE DISTINTIVA.

UNE ESTHÉTIQUE AU RÉALISME DÉTAILLÉ,
UNE PERFORMANCE DISTINCTIVE.

BIS INS DETAIL REALISTISCHE ÄSTHETIK,
HERAUSRAGENDE PERFORMANCE.

Wall: Carbon 100x100
Floor: Raw White 100x100
Floor Out: Carbon 20 MM 60x120 | Raw White 20 MM 60x120

DESIGN WITHOUT LIMITS.



OVERSIZE
NATURAL-TECH SURFACES

120x278
48" x 109 1/2"
6 mm thickness

6 mm



Raw White

Clay

**TRUETECH
SURFACE**


Le lastre 6 e 12 mm sono caratterizzate dalla tecnologia **Truetech Surface**, una soluzione innovativa che consente di ottenere rilievi superficiali avanzati, esaltando le peculiarità visive e tattili del materiale di ispirazione.

The 6 and 12 mm slabs are characterized by **Truetech Surface** technology, an innovative solution that enables advanced surface reliefs, enhancing the visual and tactile characteristics of the natural material used for inspiration.

Oversize combina l'eccezionalità delle sue dimensioni con uno spessore ridottissimo. Supera il concetto stesso di formato ceramico a favore di superfici che, grazie alla loro estensione, valorizzano le qualità estetiche dell'effetto pietra.

Oversize associe ses dimensions exceptionnelles avec une épaisseur extrêmement réduite. Le concept de format céramique est transcendé en faveur des surfaces qui, en raison de leur extension, exaltent les qualités esthétiques de l'effet pierre.

OVERSIZE
SURFACES FOR DESIGN
TOP



162x324
63" x 126"
12 mm thickness

12 mm



Clay


Raw White

Les dalles de 6 et 12 mm sont caractérisées par la technologie **Truetech Surface**, une solution innovante qui permet d'obtenir des reliefs de surface avancés, mettant en valeur les particularités visuelles et tactiles du matériel d'inspiration.

Die 6- und 12-mm-Platten zeichnen sich durch die **Truetech Surface**-Technologie aus, eine innovative Lösung, die fortschrittliche Oberflächenreliefs ermöglicht und die visuellen sowie haptischen Eigenschaften des inspirierenden Materials hervorhebt.

Oversize combines its exceptional dimensions with extreme thinness. It leaves the concept of the ceramic tile behind, progressing to that of surfaces with dimensions which reveal all the beauty of the stone effect.

Oversize kombiniert großzügige Abmessungen mit einer geringen Materialstärke. Das Konzept vom Format wird zugunsten von Belagelementen überwunden, die dank ihrer Größe die visuellen Vorzüge der Natursteinoptik zur Geltung bringen.




Wall: Clay 120x278
Floor: Taupe 120x120

□ RAW WHITE / CLAY



Wall: Raw White 120x278
Floor: Clay 120x120



OutWalk 20 MM

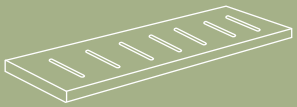
ACCESSORIES THAT MAKE A DIFFERENCE.



Toro Gradino
20MM 30x120x2



Toro Angolo SX/DX
20MM 30x120x2



Griglia
20MM 20x60x2



Angolo Griglia SX/DX
20MM 20x60x2

OLTRE A SUPERFICI DALLE ALTISSIME PERFORMANCE, OUTWALK 20 MM PREVEDE FORMATI E PEZZI SPECIALI PER METTERE A PUNTO SOLUZIONI PROGETTUALI COMPLETE.

IN ADDITION TO ITS OUTSTANDING PERFORMANCE, OUTWALK 20 MM OFFERS SPECIAL TRIMS AND SIZES FOR THE CREATION OF COMPLETE ARCHITECTURAL SOLUTIONS.

Outre des surfaces à très haute performance, OutWalk 20 MM propose des formats et des pièces spéciales pour des solutions de design complètes.

Neben Oberflächen mit Spitzenleistungen bietet OutWalk 20 MM Formate und Formteile zur Umsetzung gestalterischer Komplettlösungen.

THICKNESS
20
MM

Carbon 20 MM 60x120

BRICKUP
3D look

NORDIC WOOD
wood look

A FURNISHED GARDEN
FOR YEAR-ROUND LIVING.

LO SPAZIO ESTERNO DA VIVERE
TUTTO L'ANNO.

UN JARDIN AMÉNAGÉ À VIVRE
TOUTE L'ANNÉE.

EIN GARTEN, IN DEM MAN SICH DAS
GANZE JAHR ÜBER AUFHÄLT.

OutWalk 20
MM


ULTRA-RESISTANCE, SAFETY AND PRACTICALITY.

LANDSTONE PREVEDE SUPERFICI CERAMICHE SPECIFICHE PER L'OUTDOOR. OUTWALK 20 MM OFFRE UN CORREDO DI FORMATI E PEZZI SPECIALI CHE, IN PIENA CONTINUITÀ ESTETICA CON GLI AMBIENTI INTERNI, AMPLIANO LO SPAZIO ABITABILE A PISCINE, TERRAZZE, GIARDINI E CAMMINAMENTI.

LANDSTONE INCLUDES CERAMIC SURFACES SPECIFICALLY FOR OUTDOOR USE. OUTWALK 20 MM OFFERS AN ASSORTMENT OF SPECIAL TRIMS AND SIZES THAT EXTEND LIVING-SPACES TO EMBRACE POOLS, PATIOS, GARDENS AND PATHS, PERFECTLY MATCHED WITH INDOOR COVERING MATERIALS.

Landstone propose des surfaces céramiques spécialement conçues pour l'extérieur. OutWalk 20 MM offre une série de formats et de pièces spéciales qui, s'inscrivant pleinement dans la continuité esthétique avec les espaces intérieurs, élargissent l'espace de vie aux piscines, terrasses, jardins et cheminements.

Landstone bietet keramische Oberflächen eigens für den Outdoor-Bereich an. OutWalk 20 MM mit seinem großen Angebot an Formaten und Formteilen, die eine einheitliche ästhetische Gestaltung zu den Innenbereichen ermöglichen, dehnen den Wohnbereich auf Schwimmbäder, Terrassen, Gärten und Gehwege aus.





RAW WHITE



CLAY

items



TAUPE



EARTH



GRAVEL




CARBON

CLAY



162x324 - 63"x126" Non Rettificato
LST LA24 Clay

01
2010



120x278 - 48"x109 1/2"
LST LA14 Clay

01
1140




60x120 - 24"x48"
LST 45RT Struttura Track Clay Rettificato

02
1085




30x60 - 12"x24"
LST 46RT Clay Rettificato

07
1040



60x120 - 24"x48"
LST 42RT Clay Rettificato

02
1075



60x60 - 24"x24"
LST 40RT Clay Rettificato

03
1055



120x120 - 48"x48"
LST 184R Clay Rettificato

02
1110



60x90 - 24"x36"
LST 41RT Clay Rettificato

02
1075

OVERSIZE TOP 12MM
Stuoia in fibra di vetro applicata sul retro.
Fibreglass mesh applied to the rear.
Filet en fibre de verre appliqué au dos.
Auf der Fliesenrückseite angebrachte Glasfasermatte.



100x100 - 39"x39"
LST 104R Clay Rettificato

02
1090




100x100 - 39"x39"
LST 104AS Clay Antislip Rettificato

02
1090



30x60 - 12"x24"
LST 46AS Clay Antislip Rettificato

07
1040




30x60 - 12"x24"
LST 448N Muretto Circle Clay

04
3150



30x60 - 12"x24"
LST 444N Mattoncino Clay

04
3130



30x30 - 12"x12"
LST 445N Mos. 5x5 Clay

10
3115



30x34 - 12"x13 3/8"
LST 447N Esagona Circle Clay

06
3150

OUT WALK 20MM



120x120 - 48"x48"
LST 412R Clay 20 MM Rettificato

01
1140



60x120 - 24"x48"
LST 49RT Clay 20 MM Rett.

01
1125



100x100 - 39"x39"
LST 124R Clay 20 MM Rettificato

01
1135



60x90 - 24"x36"
LST 469R Clay 20 MM Rett.

01
1120



60x60 - 24"x24"
LST 460R Clay 20 MM Rett.

02
1115

OUT WALK 30MM




80x80 - 31 1/2"x31 1/2"
LST 488R Clay 30 MM Rett.

01
1150



60x60 - 24"x24"
LST 466R Clay 30 MM Rett.

02
1130




40x80 - 16"x31 1/2"
LST 448R Clay 30 MM Rett.

02
1135



TAUPE





OUT WALK 20MM



OUT WALK 30MM




GRAVEL



OUT WALK 20MM




RAW WHITE



162x324 - 63"x126" Non Rettificato **LST LA28 Raw White** 01 2010
 120x278 - 48"x109 1/2" **LST LA18 Raw White** 01 1120
 120x120 - 48"x48" **LST 188R Raw White Rettificato** 02 1110
 60x90 - 24"x36" **LST 81RT Raw White Rettificato** 02 1075

OVERSIZE TOP 12MM
 Stuoia in fibra di vetro applicata sul retro.
 Fibreglass mesh applied to the rear.
 Filet en fibre de verre appliqué au dos.
 Auf der Fliesenrückseite angebrachte Glasfasermatte.

OUT WALK 20MM



EARTH



30x60 - 12"x24"
LST 66RT Earth Rettificato 07
1040



60x120 - 24"x48"
LST 62RT Earth Rettificato 02
1075



60x60 - 24"x24"
LST 60RT Earth Rettificato 03
1065



100x100 - 39"x39"
LST 106R Earth Rettificato 02
1090



60x90 - 24"x36"
LST 61RT Earth Rettificato 02
1075




30x60 - 12"x24"
LST 668N Muretto Circle Earth 04
E150



30x60 - 12"x24"
LST 664N Mattoncino Earth 04
E150



30x30 - 12"x12"
LST 665N Mos. 5x5 Earth 10
E115



30x34 - 12"x13"
LST 667N Esagona Circle Earth 06
E150


OUT
WALK
20MM



60x120 - 24"x48"
LST 69RT Earth 20 MM Rettificato 01
1125




60x90 - 24"x36"
LST 669R Earth 20 MM Rettificato 01
1120



60x60 - 24"x24"
LST 660R Earth 20 MM Rettificato 02
1115

CARBON




60x120 - 24"x48"
LST 25RT Struttura Track Carbon Rettificato 02
1085



30x60 - 12"x24"
LST 26RT Carbon Rettificato 07
1040



60x120 - 24"x48"
LST 22RT Carbon Rettificato 02
1075




60x60 - 24"x24"
LST 20RT Carbon Rettificato 03
1065



100x100 - 39"x39"
LST 102R Carbon Rettificato 02
1090




60x90 - 24"x36"
LST 21RT Carbon Rettificato 02
1075




30x60 - 12"x24"
LST 228N Muretto Circle Carbon 04
E150



30x60 - 12"x24"
LST 224N Mattoncino Carbon 04
E130



30x30 - 12"x12"
LST 225N Mos. 5x5 Carbon 10
E115



30x34 - 12"x13"
LST 227N Esagona Circle Carbon 06
E150

OUT
WALK
20MM



100x100 - 39"x39"
LST 122R Carbon 20 MM Rettificato 01
1195



60x120 - 24"x48"
LST 29RT Carbon 20 MM Rett. 01
1125



60x90 - 24"x36"
LST 269R Carbon 20 MM Rett. 01
1120



60x60 - 24"x24"
LST 260R Carbon 20 MM Rett. 02
1115

Thickness:	12 MM			6 MM		9 MM		Finishes: N Naturale - A Antislip															
	120x324 63"x126" non rettificato			120x278 48"x109½" rettificato		120x120 48"x48" rettificato		60x120 24"x48" rettificato		60x120 24"x48" rettificato		100x100 39"x39" rettificato		60x90 24"x36" rettificato		60x60 24"x24" rettificato		30x60 12"x24" rettificato					
	Naturale			Naturale		Naturale		Naturale		Antislip		Naturale		Naturale		Naturale		Antislip					
	01	2010	01	1140	02	1110	02	1075	02	1085	02	1090	02	1090	02	1075	03	1065	07	1040	07	1040	
Clay	LST LA24			LST LA14		LST 184R		LST 42RT		LST 45RT		LST 104R		LST 104AS		LST 41RT		LST 40RT		LST 46RT		LST 46AS	
Taupe	-			-		LST 185R		LST 52RT		LST 85RT		LST 105R		LST 105AS		LST 51RT		LST 50RT		LST 56RT		LST 56AS	
Earth	-			-		-		LST 62RT		-		LST 106R		-		LST 61RT		LST 60RT		LST 66RT		-	
Raw White	LST LA28			LST LA18		LST 188R		LST 82RT		LST 85RT		LST 108R		-		LST 81RT		LST 80RT		LST 86RT		-	
Gravel	-			-		LST 181R		LST 12RT		LST 15RT		LST 101R		LST 101AS		LST 11RT		LST 10RT		LST 16RT		LST 16AS	
Carbon	-			-		-		LST 22RT		LST 25RT		LST 102R		-		LST 21RT		LST 20RT		LST 26RT		-	

Thickness:	20 MM										OutWalk								
	120x120 48"x48" rettificato		60x120 24"x48" rettificato		100x100 39"x39" rettificato		60x90 24"x36" rettificato		Multisize Antiqua 60x60-30x60-30x30 rettificato			Antiqua 60x60-24"x24" rettificato		60x60 24"x24" rettificato		80x80 31½"x31½" rettificato		40x80 16"x31½" rettificato	
	01	1140	01	1125	01	1135	01	1120	1CP	1155	02	1135	02	1115					
Clay	LST 412R		LST 49RT*		LST 124R		LST 469R		LST MA433		LST A460R		LST 460R						
Taupe	LST 512R		LST 59RT*		LST 125R		LST 569R		LST MA533		LST A560R		LST 560R						
Earth	-		LST 69RT		-		LST 669R		-		-		LST 660R						
Raw White	-		LST 89RT*		-		LST 869R		-		-		-						
Gravel	LST 112R		LST 19RT*		LST 121R		LST 169R		LST MA133		LST A160R		LST 160R						
Carbon	-		LST 29RT		LST 122R		LST 269R		-		-		LST 260R						

Thickness:	30 MM						OutWalk
	02		01		02		
	1130		1150		1135		
Clay	LST 466R		LST 488R		LST 448R		
Taupe	LST 566R		LST 588R		LST 548R		

9 PEZZI SPECIALI / Trims
Pièces spéciales / Formteile

	Gradino Elle Rett. 33x120x4 *	Angolo DX Rett. 33x120x4 *	Angolo SX Rett. 33x120x4 *	Battiscopa 7x60
CLAY	LST G41K	LST G42K	LST G45L	LST B40K
TAUPE	LST G51K	LST G52K	LST G55L	LST B50K
EARTH	LST G61K	LST G62K	LST G65L	LST B60K
RAW WHITE	LST G81K	LST G82K	LST G85L	LST B80K
GRAVEL	LST G11K	LST G12K	LST G15L	LST B10K
CARBON	LST G21K	LST G22K	LST G25L	LST B20K

**Suggested grouts / Stucchi suggeriti /
Joints suggérés / Empfohlene Fugenmörtel**

	Kerakoll Grouts	Mapei Grouts	Laticrete Grouts
Clay	KK 109	137	40
Taupe	KK 110	123	27
Earth	KK 81	134	57
Raw White	KK 64 + 76	103	18
Gravel	KK 66	110	78
Carbon	KK 10	114	22

6 SETTIMANE DI CONSEGNA /
DELIVERY WEEKS /
WOCHEN LIEFERZEIT /
SEMAINES DE LIVRAISON

	pcs/box	m²/box	kg/box	box/pallet	m²/pallet	kg/pallet
Thickness 6 MM						
120x278*	1	3,336	47,0 - MAX WEIGHT	18	60,048	846
Thickness 12 MM						
162x324*	1	5,249	157,0 - MAX WEIGHT	20	104,976	3140
Thickness 9 MM						
120x120	2	2,880	56,0 - MAX WEIGHT	16	46,080	896
100x100	2	2,000	40,9 - MAX WEIGHT	20	40,000	818
60x120	2	1,440	27,3 - MAX WEIGHT	35	50,400	956
60x90	2	1,080	19,8	48	51,840	950
60x60	3	1,080	20,0	48	51,840	960
30x60	7	1,260	23,6	40	50,400	944
OutWalk²⁰ - Thickness 20 MM						
120x120	1	1,440	62,0 - MAX WEIGHT	16	23,040	992
100x100	1	1,000	43,0 - MAX WEIGHT	21	21,000	903
60x120	1	0,720	31,4 - MAX WEIGHT	35	25,200	1099
60x90	1	0,540	23,1	48	25,920	1109
60x60	2	0,720	31,0 - MAX WEIGHT	32	23,040	992
Multisize Antiqua	1 CP	0,630	27,4 - MAX WEIGHT	36 CP	22,680	987
OutWalk³⁰ - Thickness 30 MM						
80x80	1	0,640	45,2 - MAX WEIGHT	24	15,360	1085
40x80	2	0,640	45,2 - MAX WEIGHT	24	15,360	1085
60x60	2	0,720	49,3 - MAX WEIGHT	22	15,840	1085

DATI TECNICI / Technical features / Technische eigenschaften / Caracteristiques techniques

SURFACE	DIN EN 16165 annex B	DIN EN 16165 annex A	BCR	ANSI DCOF	Deep Abrasion Resistance	MOHS	Recommended Use	Resistance to Staining	ANSI A 137.1
Naturale 6 MM	R10	A+B	DRY > 0.40 WET > 0.40	WET ≥ 0.42	< 175 mm³	≥ 6	4	5	
Naturale 9 MM	R10	A+B	DRY > 0.40 WET > 0.40	WET ≥ 0.42	< 175 mm³	≥ 5	4	5	
Antislip	R11	A+B+C	DRY > 0.40 WET > 0.40	WET ≥ 0.42	< 175 mm³	≥ 7	5	5	V3
20 MM	R11	A+B+C	DRY > 0.40 WET > 0.40	WET ≥ 0.42	< 130 mm³	≥ 8	5	5	
30 MM	R11	A+B+C	DRY > 0.40 WET > 0.40	WET ≥ 0.42	< 130 mm³	≥ 8	5	5	

20 MM *PEZZI SPECIALI 20MM FINITURE STANDARD / Special coordinated pieces ON DEMAND
Pièces spéciales coordonnées SUR DEMANDE / Zusammenstellbare Formteile AUF ANFRAGE

DESCRIZIONE	FP	DESCRIZIONE	FP	DESCRIZIONE	FP	DESCRIZIONE	FP
LST L1217 Gradino L17 30x120x17	01/681	LST M121 Gradino Monografico 1 33x120	01/680	LST TS120 Toro Gradino Smaltato 30x120	01/679	LST GA260 Griglia Angolo SX/DX 20x60	1+1/610
LST LA27 Angolo L17 SX/DX 30x120x17	1+1/682	LST M122 Gradino Monografico 2 DX/SX 33x120	01/681	LST TSA12 Toro Angolo Smaltato SX/DX 30x120	1+1/681	LST GA250 Griglia Angolo SX/DX 20x50	1+1/610
LST L1265 Gradino Elle 30x120x6,5	01/676	LST M123 Gradino Monografico 3 33x120	01/682	LST TS102 Toro Gradino Smaltato 32x100	01/678	LST GA245 Griglia Angolo SX/DX 20x45	1+1/610
LST LA12 Angolo Elle SX/DX 30x120x6,5	1+1/678	LST MA12 Angolo Monografico SX/DX 33x120	1+1/683	LST TSA10 Toro Angolo Smaltato SX/DX 32x100	1+1/681	LST T120 Toro Gradino 30x120	01/656
LST L1065 Gradino Elle 30x100x6,5	01/674	LST R101 Gradino Costa Retta 32x100	01/664	LST TS900 Toro Gradino Smaltato 30x90	02/667	LST TA12 Toro Angolo SX/DX 30x120	1+1/665
LST LA10 Angolo Elle SX/DX 30x100x6,5	1+1/676	LST R121 Gradino Costa Retta 30x100	01/665	LST TSA90 Toro Angolo Smaltato SX/DX 30x90	1+1/672	LST T102 Toro Gradino 32x100	01/680
LST L9065 Gradino Elle 30x90x6,5	02/664	LST R61 Gradino Costa Retta 30x60	02/625	LST TS600 Toro Gradino Smaltato 30x60	02/652	LST TA10 Toro Angolo SX/DX 32x100	1+1/664
LST LA90 Angolo Elle SX/DX 30x90x6,5	1+1/667	LST RA101 Angolo Arrotondato Costa Retta 100x100	01/681	LST TSA60 Toro Angolo Smaltato SX/DX 30x60	1+1/664	LST T900 Toro Gradino 30x90	02/640
LST L6065 Gradino Elle 30x60x6,5	02/652	LST TA101 Angolo Arrotondato Toro 100x100	01/685	LST G260 Griglia 20x60	02/590	LST TA90 Toro Angolo SX/DX 30x90	1+1/662
LST LA60 Angolo Elle SX/DX 30x60x6,5	1+1/656	LST RA61 Angolo Arrotondato Costa Retta 60x60	01/664	LST G250 Griglia 20x50	02/590	LST T600 Toro Gradino 30x60	02/518
LST LA30 Angolo Elle 30x30x6,5	02/652	LST TA61 Angolo Arrotondato Toro 60x60	01/672	LST G245 Griglia 20x45	02/590	LST TA60 Toro Angolo SX/DX 30x60	1+1/627

3/5 RIGHE ANTIDERAPANT
+ € 10,00 / PCS



6 - 9 - 20 MM



12 MM



30 MM

Use the QR CODE to download data sheets
Utilizzare il QR CODE per scaricare le schede tecniche
Veuillez utiliser le QR CODE pour télécharger les fiches techniques
QR CODE benutzen um die technische datenblätter runter zu laden

NovaBell

CERAMICHE

NOVABELL SpA CERAMICHE ITALIANE
Società con socio unico
via Molino, 1 - 42014 Roteglia (RE), Italia
T +39 0536 86 11 11
info@novabell.it - www.novabell.it



CAT-LST